

Gabriel Mălăncioiu

Triguna

for flute, prepared piano and percussion

Performance notes

Bass Flute (flute)

Piano

preparation 1
gong sound
undetermined pitches

A#3, D#4, G4 and Bb4 have a coin placed at the middle of the strings



preparation 2
drum sound
undetermined pitches

left on piano player's choice
(cloth, rubber)



preparation 3
woodblock sound
undetermined pitches

left on piano player's choice
(plastic)




Percussion (must have a bow)

2 Timpani

Glockenspiel *sounds two octaves higher.*

Vibrafono *place a tin foil over the resonator of C5 note*



C - center
N - node

Tubular bells *prepare C#4, D#4, F4 with tin foil*



Small Tam-Tam

Wind chimes

Marimba

2 Wood blocks



Bongos



Duration 22 min.

This score is protected by GEMA and UCMR-ADA.

Before any public performance a declaration must be sent to your national author's society.

Tamas

Gabriel Mălăncioiu
2010

Lento

cover the embouchure hole completely with the mouth, and blow as forcefully as possible directly into the instrument

4/4 whistle jet

Flute

Piano

Percussion

Timpano
wood mallets

Glockenspiel

Timp.

f resonant

f *ff*

f

whistle jet

f *ff*

Fl.

Pno.

Perc.

Glk.

14

Fl. *with voice*

f *p*

Pno.

p *mp* *p* *f*

13 13

3 3

Perc.

15 3

21

Fl. *whistle jet*

f *ff* *quasi gliss.*

with voice

f *p*

Pno.

(8) *u* *8va*

p *mp* *p* *p* *mf* *p* *f*

13 13

3 3

Perc.

15 3 3

Timp. Glk.

27

Fl. $\frac{2}{4}$ whistle jet $\frac{4}{4}$

f *p* *f* *ff*

with voice

Pno. *u* *8va*

p *mf* *p* *f* *ff* *p* *f*

Perc. *as dense as possible* *pp* *mf* *pp f* Timp.

34

Fl. *quasi gliss.* whistle jet

f *p* *f* *p* *f* *ff*

Pno. *f*

Perc. Glk. *mf* *pp*

40

Fl. *air sound*
ff \rightrightarrows *p* *ff* \rightrightarrows *p*

Pno. *8va*
ff \rightrightarrows *p* *fff* \rightrightarrows *p* *f*

Perc. *15* **Timp.** **Glk.**

47

Fl. *whistle jet*
f \rightrightarrows *ff* \rightrightarrows *p*

with voice

Pno. *13* *13* *13* *13* *13*
p \rightrightarrows *mf* \rightrightarrows *p* *f* \rightrightarrows *ff* \rightrightarrows *p* *8va*
mf \rightrightarrows *pp*

Perc. *15*

51

Fl. whistle jet

f ff

(8)

Pno. f

Perc. Timp. Glk.

58

Fl. ord. → frull. → 2/4 4/4 ord.

f ff p f p mf p

with voice

u

(8)

Pno. p mf p f ff p f

13 13 13 13

Perc. pp mf pp f

63

Fl. *quasi gliss.*
p \leftarrow *ff* \rightarrow *p*

Pno. *p* \leftarrow *mp* \rightarrow *p* *f* \leftarrow *ff* \rightarrow *p* *f*

Perc. *f*

68

Fl. whistle jet
f \leftarrow *ff* \rightarrow *ff* \rightarrow *p* *ff* \rightarrow *p*

Pno. *ff* \rightarrow *p* *fff* \rightarrow *p* *f*

Perc. Timp. Glk.

sweep of harmonics

75

Fl.

Pno.

Perc.

p *mp*

(8)

3 3 3

sweep of harmonics

82

Fl.

Pno.

Perc.

p *mp* *pp*

(8)

3 3 3

Rajas

Lento

Bass Flute Stay still, without making any movements

Piano Stay still, without making any movements

Percussion

Timpani rubber hard mallets sympathetic resonance on other timpani

Vibrafono motor off

Wind chimes

whistling voice blend with Vibrafono

blow towards Wind chimes

press a finger against the drumhead about halfway between the center and edge, then strike towards the center

Timpani harmonics

Vibrafono

mp

ff

f

gliss.

pp

mp

sympathetic resonance on other timpani

Wind chimes

blow towards Wind chimes

sympathetic resonance on other timpani

pp

pp

Perc. **Timp.** *ff* *ff* *gliss.* *ff* **Vibr.** *pp* **Timp.** harmonics *ff* *f* *gliss.* **Vibr.** *pp*

sympathetic resonance on other timpani

Perc. **Timp.** *ff* *ff* *f* *ff* **Vibr.** *pp* **Timp.** *ff* *gliss.* **Wind chimes** *pp*

bouncing mallet

C --- N --- C

sympathetic resonance on other timpani

blow towards Wind chimes

Perc. **Timp.** *ff* *ff* *ff* *ff* *ff* *p* **Vibr.** *ff* *ff* *ff* *ff* **Vibr.** *pp*

poco a poco accel.

Perc. **Timp.** *ff* *ff* *ff* *gliss.* *ff* *ff* **Vibr.** *pp* **Timp.** *ff* *ff* *ff*

sympathetic resonance on other timpani

Moderato

Perc. *mf* ϕ ϕ ϕ ϕ **W. bl.** **Vibr.** **W. bl.** **Vibr.** **W. bl.** **Timp.** **W. bl.** **Timp.** ϕ ϕ *mp* **Vibr.**

Perc. *mf* **Timp.** **W. bl.** **Timp.** **W. bl.** **Vibr.** **W. bl.** **Vibr.** **W. bl.** **Vibr.** **W. bl.** **Timp.** **Vibr.** **W. bl.** **Timp.** ϕ

Perc. ϕ ϕ ϕ ϕ **Glockenspiel** **improvisando** *f as fast as possible* **Timp.** *mf* **W. bl.** **Vibr.** **W. bl.** **Vibr.** **Timp.** **W. bl.** **Timp.** ϕ

Perc. ϕ ϕ ϕ ϕ **Glk.** **improvisando** *f as fast as possible* **Timp.** *mf* ϕ ϕ **W. bl.** **Vibr.** **Timp.** **W. bl.** **Timp.** **W. bl.** **Timp.** ϕ

Perc. **Vibr.** **Timp.** **Vibr.** **Timp.** **Vibr.** **Timp.** **W. bl.** **Vibr.** **W. bl.** **Vibr.** **Glk.** **improvisando** *f as fast as possible*

Perc. **W. bl.** **Vibr.** **Timp.** **Glk.** **improvisando** *f as fast as possible* **Vibr.** **W. bl.** **Timp.** ϕ ϕ ϕ ϕ ϕ ϕ ϕ ϕ ϕ *mf*

poco a poco accel.

Perc. W. bl. Timp. W. bl. Timp. Vibr. Timp. Vibr. Timp. W. bl. Timp. Glk. improvvisando Vibr. Timp. mf

A Allegro

Piano player starts to make slow gestures in accord with the music as if playing (pantomime), gradually involving in the musical process, until finally starts to play at rehearsal mark B

Perc. W. bl. Vibr. W. bl. Vibr. W. bl. Timp. W. bl. Vibr. W. bl. Vibr. mp

Perc. Glk. improvvisando Timp. W. bl. Timp. Glk. improvvisando Timp. Vibr. Timp. W. bl. Timp. Vibr. f as fast as possible mp

Perc. Timp. Vibr. Timp. Vibr. W. bl. Vibr. W. bl. Vibr. W. bl. Glk. improvvisando Timp. W. bl. Timp. f as fast as possible mp

Perc. Vibr. W. bl. Vibr. W. bl. W. bl. Timp. W. bl. Vibr. W. bl. Vibr. Vibr. W. bl. Timp.

Perc. *f* **Glk.** *improvvisando* *f* **as fast as possible** **Timp.** *mp* **W. bl.** **Timp.** **Glk.** *improvvisando* *f* **as fast as possible** **Timp.** *mp* **Glk.** *improvvisando* *f* **Vibr.** *mp* **Vibr.** **W. bl.** **W. bl.** **W. bl.** **W. bl.** **W. bl.** **Timp.**

Perc. **W. bl.** **Timp.** **Vibr.** **Timp.** **Vibr.** **Glk.** *improvvisando* *f* **as fast as possible** **Vibr.** **W. bl.** **Timp.** *mp*

poco a poco accel.

Perc. **W. bl.** **Vibr.** **W. bl.** **Vibr.** **W. bl.** **Vibr.** **W. bl.** **Glk.** *improvvisando* *f* **as fast as possible** **Timp.** *mp* **W. bl.** **Timp.** **Glk.** *improvvisando* *f* **as fast as possible** **Timp.** *mp*

B Presto

B. Fl. Flute player starts to make slow gestures in accord with the music as if playing (pantomime), gradually involving in the musical process, until finally starts to play at rehearsal mark C

Pno. *p* continue improvising in the same manner in the range

Perc. **W. bl.** **Timp.** **W. bl.** **Timp.** **W. bl.** **Vibr.** **W. bl.** **Bongos** **Timp.**

Pno. continue improvising in the same manner

Perc. **Vibr.** **W. bl.** **Vibr.** **W. bl.** **Bgs.** **Timp.** **Bgs.** **Timp.** **Bgs.** **W. bl.** **Vibr.**

Pno. continue improvising in the same manner

Perc. W. bl. Bgs. Timp. W. bl. Vibr. W. bl. Vibr. Bgs. Timp.

Pno. continue improvising in the same manner

Perc. Glk. Timp. Bgs. W. bl. Bgs. W. bl. Bgs. Vibr. Bgs. Vibr. Bgs. Glk. Timp.
 improvvisando *f as fast as possible* *p* improvvisando *f as fast as possible* *p*

Pno. continue improvising in the same manner

Perc. Glk. Vibr. W. bl. Bgs. Timp. Bgs. Timp. W. bl. Vibr. Bgs.
 improvvisando *f as fast as possible* *p* *mp* *p*

Pno. continue improvising in the same manner

Perc. W. bl. Vibr. Timp. Bgs. W. bl. Vibr. W. bl. Bgs. Timp.

Pno. continue improvising in the same manner

Perc. W. bl. Timp. W. bl. Timp. Vibr. Bgs. Vibr. W. bl. Vibr. W. bl. Bgs.
mf *p*

Pno. continue improvising in the same manner

Timp. Bgs. Vibr. Bgs. W. bl. Vibr. Bgs. Timp. Vibr. W. bl. Timp.

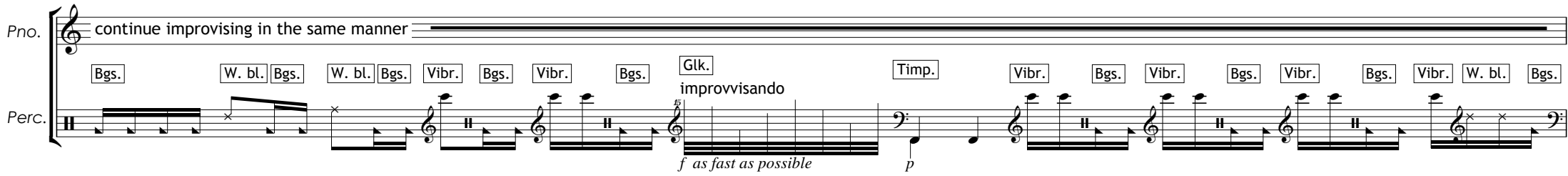


Pno. continue improvising in the same manner

Bgs. W. bl. Bgs. W. bl. Bgs. Vibr. Bgs. Vibr. Bgs. Glk. Timp. Vibr. Bgs. Vibr. Bgs. Vibr. Bgs. Vibr. W. bl. Bgs.

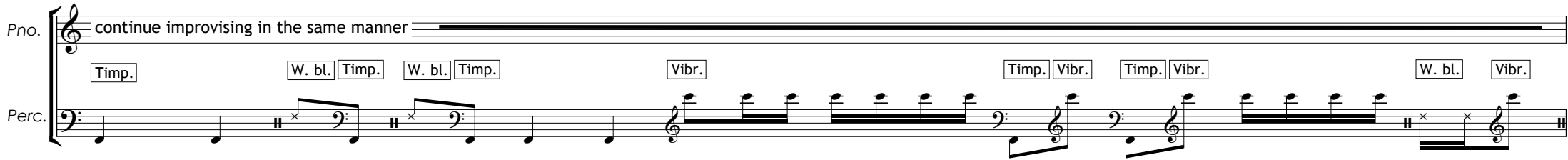
improvvisando

f as fast as possible *p*




Pno. continue improvising in the same manner

Timp. W. bl. Timp. W. bl. Timp. Vibr. Timp. Vibr. Timp. Vibr. W. bl. Vibr.



Pno. continue improvising in the same manner

W. bl. Vibr. W. bl. Bgs. Timp. Timp. Bgs. Timp. W. bl. Timp. W. bl. Timp. Vibr. Timp. Vibr.




Pno. continue improvising in the same manner

Timp. Glk. Vibr. W. bl. Bgs. Timp.

improvvisando

f as fast as possible *p*



poco a poco accel.

Pno. continue improvising in the same manner

W. bl. Bgs. Vibr. W. bl. Bgs. Timp.

Perc.

C Prestissimo

air sound slap air sound slap slap

continue improvising in the same manner using the following rhythmic patterns: ♩, ♪ in any order use any percussive sounds without definite pitch (air sound, whistle jet, slap, tongue-ram, etc.) in the dynamic range p - mp with some playing techniques, a definite pitch is audible; in this case, use always the same pitch

B. Fl.

Pno. continue improvising in the same manner using the following rhythmic patterns: ♩, ♪ in any order in the range

Bgs. W. bl. Bgs. W. bl. Vibr. W. bl. Vibr. W. bl. Bgs. W. bl. Bgs. Vibr.

Perc.

B. Fl. continue improvising in the same manner

Pno. continue improvising in the same manner

Bgs. W. bl. Bgs. Vibr. W. bl. Bgs. W. bl. Vibr. W. bl.

Perc.

B. Fl. continue improvising in the same manner

Pno. continue improvising in the same manner

Bgs. W. bl. Bgs. Vibr. W. bl. Bgs. Vibr. Bgs. Vibr. W. bl.

Perc.

B. Fl. continue improvising in the same manner, repeating the same pattern

Pno. continue improvising in the same manner, repeating the same pattern

Perc. *Bgs.* *W. bl.* *Bgs.* *W. bl.* *Vibr.* *W. bl.* *Vibr.* *W. bl.* repeat pattern 3 times

stop all movements for 3-4 sec. *ff frozen*

B. Fl. continue improvising in the same manner

Pno. continue improvising in the same manner using the following rhythmic patterns: ♪♪♪ , ♪♪ , ♪♪♪ in any order in the same range

Perc. *mp* *Bgs.* *W. bl.* *Vibr.* *W. bl.* *Bgs.* *W. bl.* *Vibr.* *W. bl.* *Bgs.*

p - mp

B. Fl. continue improvising in the same manner

Pno. continue improvising in the same manner

Perc. *Vibr.* *Bgs.* *Vibr.* *W. bl.* *Bgs.* *W. bl.* *Bgs.* *Vibr.* *Bgs.* *W. bl.* *Vibr.*

mp - mf *p - mp*

B. Fl. continue improvising in the same manner

Pno. continue improvising in the same manner

Perc. *W. bl.* *Bgs.* *W. bl.* *Vibr.* *W. bl.* *Vibr.* *W. bl.* *Vibr.* *Bgs.* *W. bl.*

f *mp*

B. Fl. continue improvising in the same manner, repeating the same pattern *f - ff* *p - mp*

Pno. continue improvising in the same manner, repeating the same pattern *ff* *mp*

Perc. **Bgs.** **W. bl.** **Vibr.** **W. bl.** repeat pattern 4 times repeat pattern 4 times *ff* *mp*

B. Fl. continue improvising in the same manner

Pno. continue improvising in the same manner

Perc. **W. bl.** **Bgs.** **W. bl.** **Vibr.** **W. bl.** **Bgs.** **W. bl.** **Bgs.** **W. bl.** **Bgs.** **Vibr.** **W. bl.**

B. Fl. continue improvising in the same manner

Pno. continue improvising in the same manner

Perc. **Vibr.** **Bgs.** **W. bl.** **Bgs.** **Vibr.** **W. bl.**

B. Fl. continue improvising in the same manner, repeating the same pattern *ff frozen* stop all movements for 3-4 sec.

Pno. continue improvising in the same manner, repeating the same pattern *ff frozen* stop all movements for 3-4 sec.

Perc. *Bgs.* *Vibr.* *W. bl.* repeat pattern 6 times *ff frozen* stop all movement for 3-4 sec.

B. Fl. continue improvising in the same manner *p - mp*

Pno. continue improvising in the same manner *mp*

Perc. *Bgs.* *W. bl.* *Vibr.* *W. bl.* *Bgs.* *W. bl.* *Vibr.* *W. bl.* *mp*

B. Fl. continue improvising in the same manner *mf - f* *p - mp*

Pno. continue improvising in the same manner

Perc. *Vibr.* *W. bl.* *Vibr.* *W. bl.* *Bgs.* *W. bl.* *Bgs.* *Vibr.*

B. Fl. continue improvising in the same manner

Pno. continue improvising in the same manner *f* *mp*

Perc. W. bl. Bgs. Vibr. Vibr. W. bl. Vibr. W. bl. Vibr. Bgs. W. bl.

B. Fl. continue improvising in the same manner for 20 seconds

Pno. continue improvising in the same manner using the following rhythmic patterns: , , in any order for 20 seconds

Perc. improvise in the same manner using the following rhythmic patterns: , , in any order for 20 seconds
use Wood blocks, Bongos and Vibrafone (just C5 and C6)

B. Fl. continue improvising in the same manner, repeating the same pattern for 10 seconds

Pno. continue improvising in the same manner, repeating the same pattern for 10 seconds

Perc. continue improvising in the same manner, repeating the same pattern for 10 seconds

stop all movements for 1 sec. *ff frozen*

stop all movements for 1 sec. *ff frozen* remove preparation 2 and 3

stop all movements for 1 sec. *ff frozen* *f as fast as possible* *ff* **Glk.** **Timp.** *improvvisando*

Sattva

Lentissimo
4/4

Bass Flute
air sound
p

Piano
let vibrate
p Pedal pressed

Percussion
Tubular Bells
with soft yarn mallets let vibrate
p with Pedal

11

B. Fl.
○ - breathy, diffuse tone quality
● - normal
sweep of harmonics
noisy
sweep of harmonics

Pno.
mp
p

Perc.
Timpani
with soft yarn mallets
T. B.
pp
p

3/4
4/4

18 **4/4** **3** whistle tone
5/4 more air than sound **4/4** noisy **3/4** **4/4**

B. Fl. *try to find harmonics of Piano's resonance*
pp *p* *p* *sf p* *sf p* *sf* *sf* *p* *pp* *sf* *pp* *sf*

Pno. *mp* *p*

Perc. **Timp.** *gliss.* *pp* **Mar.** with bow *p* with bow *p* with bow *p* **T. B.** *p*

23 **4/4** **3** **6** more air than sound **3/4**

B. Fl. *pp* *ff* *pp* *pp* *pp* *p* *p*

Pno. *p* *f* *f* *mp without Pedal*

Perc. **Timp.** *gliss.* *mp* *pp* *pp* **Mar.** with wire brushes *pp given pitches* *mp* *mp* with bow *p* with bow *p*

Improvise following the melodic contour suggested by the graphic (any rhythm, any register)
 accel. towards C#

29

B. Fl. *noisy* $\frac{4}{4}$ $\frac{3}{4}$ *sweep of harmonics* $\frac{4}{4}$ *air and whistle tone* *more air than sound*

p *pp* *sf p* *pp* *sfp* *pp* *mp* *pp* *pp* *pp*

try to find harmonics of Piano's resonance

Pno. *p* *mp Pedal pressed* *p*

Perc. *p* *p* *Timp.* *Glk.* *T. B.* *pp* *try to find harmonics of Piano's resonance*

36

B. Fl. $\frac{4}{4}$ $\frac{3}{4}$ $\frac{3}{4}$ $\frac{4}{4}$

mp *mp* *sf* *pp* *sf* *pp* *ff* *p* *pp*

Pno. *p*

Perc. *Mar.* *with bow* *with bow* *with fingers* *Small Tam-Tam* *hold in one hand and strike with the other* *f*

noisy

whistle tone

try to find harmonics of Piano's resonance

1 2 3 4
2 3 4 5 #

noisy

B. Fl.

sf p *pp* *sf p* *p* *mf* *p* *sf p* *sf* *sf*

Pno.

mp without Pedal *mp without Pedal* *mp*

Perc.

Timp. *p* *p* *pp with Pedal* *p*

Vibr.

8va

6

6

6

5/4

4/4

3 4
2 3 4

sweep of harmonics

B. Fl.

p *sf* *pp* *sfp* *pp* *p*

Pno.

mp without Pedal *p Pedal pressed* *mp*

Perc.

Vibr. *pp given pitches Pedal pressed* *mp*

with wire brushes

accel. towards D

with mallet

Small Tam-Tam hold in one hand and strike with the other

T. B.

pp *pp with Pedal* *mp* *p*

54

B. Fl. { 1 2 3 4 B 4 5 }
mf
 whistle tone
 air and whistle tone
 noisy
sf p sf p sf sf
 try to find harmonics of Piano's resonance

Pno. *p mp*
 3 3

Perc. [Vibr.] with wire brushes *mp* 5 Pedal pressed
 [Timp.] *pp*
 [Glk.] with brushes
 try to find harmonics of Piano's resonance
 [Timp.] *mp*

60

B. Fl. { 1 2 3 4 2 3 4 5 # 6 }
pp ff mp p pp
 more air than sound
 sweep of harmonics
p pp mp pp

Pno. *p f*
 8^{va} 6 6
 8^{va} 6 6
 6

Perc. [Small Tam-Tam] hold in one hand and strike with the other
f mp p pp
 6 6 6 6 6 6 6

64

B. Fl. *soft sound* *p* *p* *soft sound*

gradually change mouthpiece position **5/4** timbral tril $\begin{cases} 3 & 4 \\ 2 & 3 & 4 & 5 \end{cases}$ $\begin{cases} 3 & 4 \\ 2 & 3 & 4 \end{cases}$ **4/4** $\begin{cases} 3 & 4 \\ 2 & 3 & 4 \end{cases}$ **3/4** gradually change mouthpiece position **4/4**

Pno. *Release Pedal* *mp without Pedal* *simile*

Perc. **Mar.** *with brushes* *pp given pitches* *mp* *with bow* *p* *p* *p* *p*

Improvise following the melodic contour suggested by the graphic (any rhythm, any register)

accel. towards C#

69

B. Fl. *mf* *p* *pp* *soft sound*

4/4 **5/4** $\begin{cases} 1 & 2 & 3 & 4 \\ 2 & 3 & 4 & 5 & \# \end{cases}$ **4/4** timbral tril $\begin{cases} 3 & 4 \\ 2 & 3 & 4 & 5 \end{cases}$ $\begin{cases} 3 & 4 \\ 2 & 3 & 4 \end{cases}$ **3** gradually change mouthpiece position **5/4**

Pno. **Chord 1**

Perc. **Small Tam-Tam** *hold in one hand and strike with the other* *p* *pp*

75 $\frac{5}{4}$ $\frac{4}{4}$ gradually change mouthpiece position $\frac{5}{4}$ $\frac{4}{4}$

B. Fl.

Pno. Chord 2 Chord 3

Perc.

pp *ppp* *ppp*

80 $\frac{4}{4}$ air sound

B. Fl. start pattern in Piano's tempo, then gradually slow down, independent of Piano's steady tempo

Pno. **senza rall.** play chords 1, 2, 3 (in the same way) in any order as long as you feel that the audience is still involved in the musical process; finish the piece on chord 1 *senza diminuendo*

Perc.